

Hose Type 8/6UHP-X

86UHP079-X

ID8 - Series: E

SPIR STAR®

Applications

Waterblast: Heat exchanger tube cleaning, surface preparation (concrete removal, surface cleaning of buildings, paint removal), tank and vessel cleaning, ultra high-pressure waterjet cutting and hydro demolition (cutting and demolition of armoured concrete, pipelines, paper or steel)

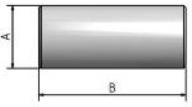
Hydraulics: Pressure test equipment (valves, tooling and control panels)

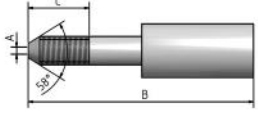


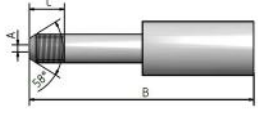
Technical Information

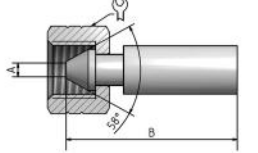
Inner Core: Polyoxymethylene (POM)
Pressure Support: 6 layers of high-tensile steel wire
Outer Cover: Polyamide (PA)
Color: Chrome yellow
Temperature: -30°C to +70°C [-22°F to 158°F]

Ø ID	Ø OD	Working Pressure -- (SF 2,3:1)	Burst Pressure	Bend Radius	Weight	Insert ID
7,6 mm	19,3 mm	--	3.035 bar	300 mm	1,055 kg/m	4,5 mm
0,30 inch	0,76 inch	--	44.000 psi	11,81 inch	0,707 lbs/ft	0,18 inch

Part no.	Thread	Material	Dimensions (mm)				Sleeve
			A	B	C	⚙	
Sleeve							
10860116	-	Steel	23,7	88,6	-	-	

Part no.	Thread	Material	Nut	Dimensions (mm)				Insert
				A	B	C	⚙	
HP fitting								
40860214E	3/8"x24UNF LH	Stainless steel	-	4,5	131	20	-	
40860204E	9/16"x18UNF LH	Stainless steel	-	4,5	143	31	-	
40860104E	M14x1,5 LH	Stainless steel	-	4,5	143	31	-	

MP fitting								
40860324E	3/4"x16UNF LH	Stainless steel	-	4,5	139	18	-	

Type M female swivel								
Part no.	Thread	Material	Nut	A	B	C	⚙	
20860644E	3/4"x16UNF	Stainless steel	50840605, 50840601	4,5	107	-	24	
20860684E	7/8"x14UNF	Stainless steel	50860675	4,5	109	-	30	
20860694E	1 1/8"x12UNF	Stainless steel	50860695, 50860675	4,5	115	-	36	

Part no.	Thread	Material	Relief bores	Dimensions (mm)			⌀	Swivel nut
				A	B	C		
Swivel nut								
50840601	3/4"x16UNF	Steel	1 radial	12,2	22,5	17,5	24	
50840605	3/4"x16UNF	AISI 316Ti	1 radial	12,2	22,5	17,5	24	
50860675	7/8"x14UNF	AISI 316Ti	1 radial	12,2	26	20	30	
50860695	1 1/8"x12UNF	AISI 316Ti	1 radial	16,2	35	23	36	

Part no.	Size (mm)	Material	Crimp ring	⌀	Length	Image	Hose protection
Hose protection without spiral							
1.902531	ID Ø25, OD Ø31	PVC	1003335				
1.903037	ID Ø30, OD Ø39	PVC	-				
Hose protection with spiral							
1.912532	ID Ø25, OD Ø32	PVC	1003438				
1.913038	ID Ø30, OD Ø38	PVC	-				
1.913240	ID Ø32, OD Ø40	PVC	-				

Part no.	Material	Crimp ring	Dimensions (mm)		Image	Bend restrictor
			⌀	Length		
PU bend restrictor						
1.9523406E	PU	1004145	44	250		

Part no.	Mesh length (mm)	Overall length (mm)	Breaking strength (kN)	Suitable for SPIR STAR® hose outer diameter (mm)	Image	Hose securing grip
Hose securing grip short version						
9086400	600,00	780,00	20,40	15-20		
Hose securing grip long version						
908640L	600,00	990,00	20,40	15-20		



Accessories combinations

Without hose protection				
Description		Bend restrictor	Crimp ring	Securing grips
Bend restrictor		1.9523406E	1004145	-
Securing grip		-	-	9086400
Bend restrictor and securing grip		1.9523406E	1004145	908640L
Hose protection without spiral				
Description	Protection hose	Bend restrictor	Crimp ring	Securing grips
Protection hose	1.902531	-	1003335	-
with bend restrictor	1.903037	1.9523406E	1004145	-
with securing grip	1.903037	-	-	9086400
with bend restrictor and securing grip	1.903037	1.9523406E	1004145	908640L
Hose protection with spiral				
Description	Protection hose	Bend restrictor	Crimp ring	Securing grips
Protection hose	1.912532	-	1003438	-
with bend restrictor	1.913240	1.9523406E	1004145	-
with securing grip	1.913038	-	-	9086400
with bend restrictor and securing grip	1.913240	1.9523406E	1004145	908640L

Production related variations of the burst pressure of up to 5 % are possible. Other colors upon request.

The safety factors between the burst pressure and the working pressure as well as the test pressure depend on the operating conditions. For gaseous media the outer cover is to be pinpricked.

Regarding the safety factor for gaseous media please contact your local SPIR STAR® assembling center.

The indicated working pressure refers to the hose only. Depending on the used fitting the permitted working pressure of a hose assembly may be less.

*) Blast-Pro® fittings may only be used for tube cleaning operations inside the tube. They have not been designed for the use outside of tubes.

We reserve our rights for technical changes without notice. Subject to printing errors.